

# Dispatching Tender Drivers - SKY Dispatch

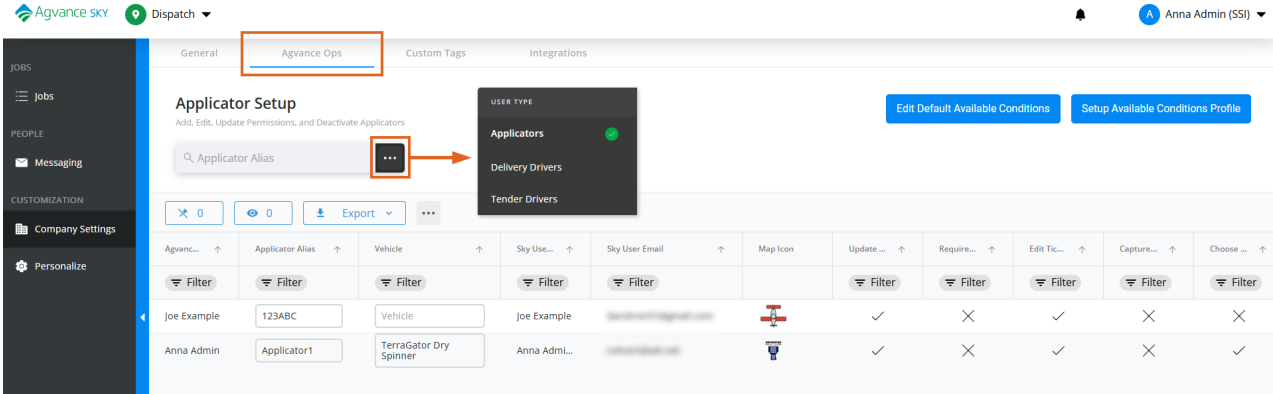
Last Modified on 07/01/2026 5:04 pm CDT

SKY Dispatch companies can schedule Tender Drivers either alongside the Applicator assignment or independently. In addition, a dedicated Tender Driver view is available in Agvance Ops, providing Tender Drivers with access to job and product information organized for tender workflow requirements.

## Company Settings

Within *Company Settings*, the configuration for tender-related roles is found under the *Agvance Ops* tab.

Within *Applicator Setup*, select the **Ellipsis** menu to access the *User Type* options.



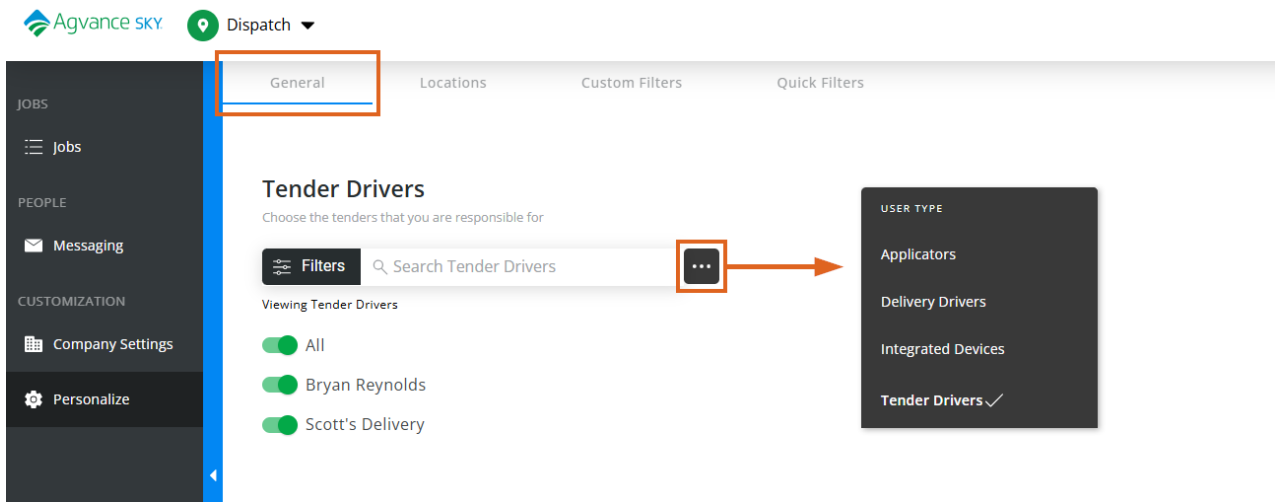
The available types include:

- Applicators
- Delivery Drivers
- Tender Drivers

## Personalize

Tender Driver visibility and related settings are located within the *General* tab of *Personalize*.

Within the *Applicators* field, select the **Ellipsis** to open the *User Type* list.



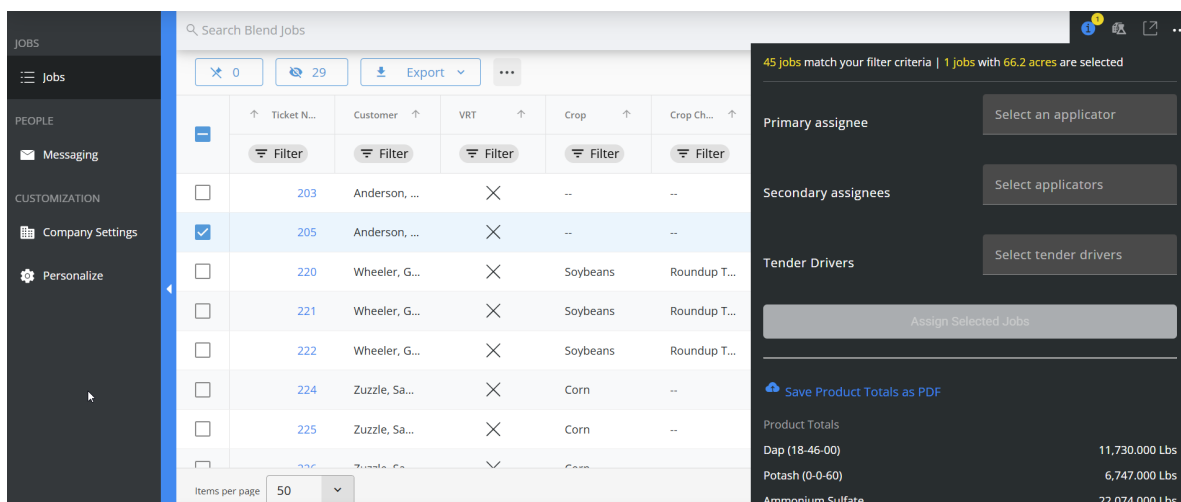
Available types include:

- Applicators
- Delivery Drivers
- Integrated Devices
- Tender Drivers

Tender Drivers must be enabled here to appear in assignment selections.

## Toolbar Assignments

The toolbar allows for assignments to individual jobs or several jobs at once. When assigning to multiple jobs, all selected assignments, including the *Primary assignee* and *Tender Drivers*, are applied to each job unless an override message is displayed.



If a job already has an Applicator assigned, the following message will appear. Selecting **Assign Selected Jobs** will override any previous assignments.

These jobs already have an applicator assigned - this will override the previous assignments.

Assign Selected Jobs

## Primary Assignee

When one or more jobs are selected, the assignment panel prompts for a *Primary assignee*.

A primary Applicator must be selected before tender assignment becomes available.

Ticket N.	Customer	VRT	Crop	Crop Ch.
203	Anderson, ...	×	--	--
205	Anderson, ...	×	--	--
220	Wheeler, G...	×	Soybeans	Roundup T...
221	Wheeler, G...	×	Soybeans	Roundup T...
222	Wheeler, G...	×	Soybeans	Roundup T...
224	Zuzzle, Sa...	×	Corn	--
225	Zuzzle, Sa...	×	Corn	--

45 jobs match your filter criteria | 1 jobs with 66.2 acres are selected

Primary assignee: Select an applicator

Secondary assignees: Select applicators

Tender Drivers: Select tender drivers

Assign Selected Jobs

Save Product Totals as PDF

Product Totals

Dap (18-46-00)	11,730,000 Lbs
Potash (0-0-60)	6,747,000 Lbs
Ammonium Sulfate	22,074,000 Lbs

## Tender Drivers

Once the *Primary assignee* is chosen, the *Select tender drivers* option is available. Selecting this opens a list of Tender Drivers configured for the SKY Dispatch company.

Tender Driver assignment depends on the following configuration:

- Tender Drivers are set up on the *Agvance Ops* tab under *Company Settings*.
- Tender Drivers are enabled on the *General* tab under *Personalize*.

**Note:** A SKY account cannot be assigned as both an Applicator and a Tender Driver on the same job.

## Schedules

Selecting **Schedules** in SKY Dispatch shows jobs by Applicator with the ability to reorder and reassign jobs. Utilize the User Type drop-down to switch between Applicators and Tender Drivers.

Use the *Viewing* menu to switch between Blend and Delivery Tickets. Filter Applicators by using the *Filter*

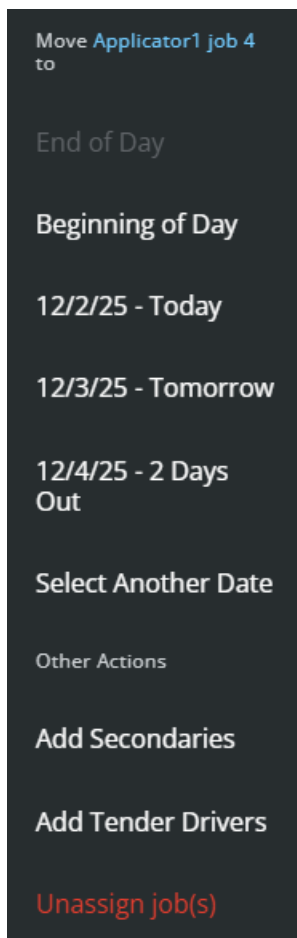
Applicators field. Optionally select the *Condense Job Details* toggle to view less or more job information.

The screenshot shows the top section of the Applicators interface. At the top left, there is a 'User Type' dropdown menu set to 'Applicators'. To its right is a 'Condense Job Details' toggle switch, which is currently turned on. Further right is a 'Save Job Order' button. Below these elements is a search bar labeled 'Filter Applicators' and a date selector showing 'Today' and '12/2/25'. The main area contains a grid of job cards. The first card is for '123ABC' with '22 Assigned Acres' and 'Tester, Tommy' assigned. The second card is for 'Applicator1' with '224.9 Assigned Acres' and 'Tester, Tommy' assigned. To the right of the 'Applicator1' card, there are four smaller job cards: 'Toms West of Home Field' (25 Acres), 'Barrys East of lane Anderson, Barry' (33.7 Acres), 'Behind Fred Anderson's House Anderson, Barry' (66.2 Acres), and 'Tom's South of Town Field' (100 Acres).

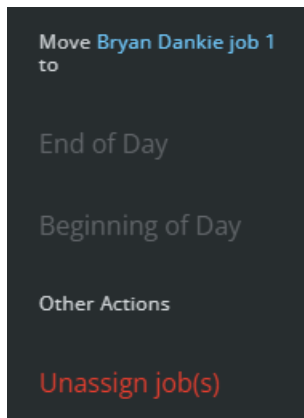
This image is a close-up of the 'User Type' dropdown menu. The menu is open, showing two options: 'Applicators' (which is selected and has a blue checkmark) and 'Tender Drivers' (which has a mouse cursor hovering over it). Below the dropdown, the first job card '123ABC' is visible, showing '22 Assigned Acres' and 'Tester, Tommy' assigned. Below that, the 'Applicator1' card is visible, showing '224.9 Assigned Acres' and 'Tester, Tommy' assigned.

The schedule may also display indicators that show tender assignment details or availability.

- Right-clicking jobs in *Applicators* opens a menu with options to move the job to *End of Day*, *Beginning of Day*, *Tomorrow*, *2 Days Out*, *Select Another Date*, *Add Secondaries*, *Add Tender Drivers*, or to *Unassign job(s)*.



- Right-clicking jobs in *Tender Drivers* opens a menu with options to move the job to *End of Day*, *Beginning of Day*, or to *Unassign job(s)*.



**Note:** Jobs *In Process* cannot be reassigned.