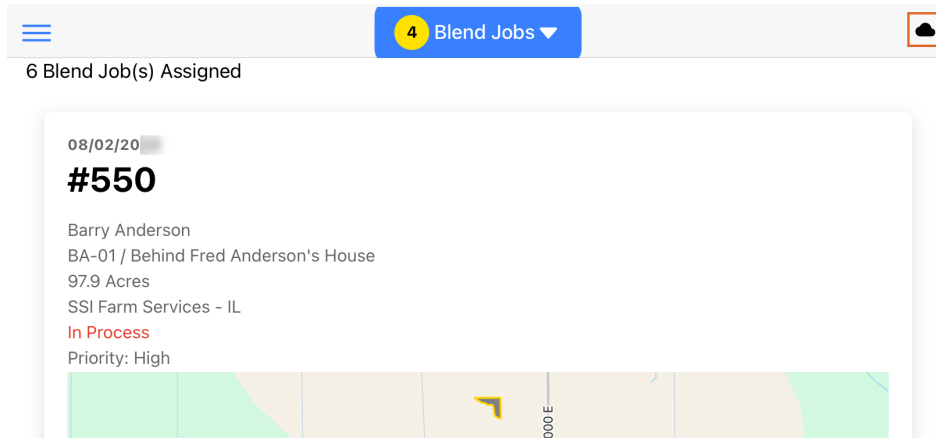


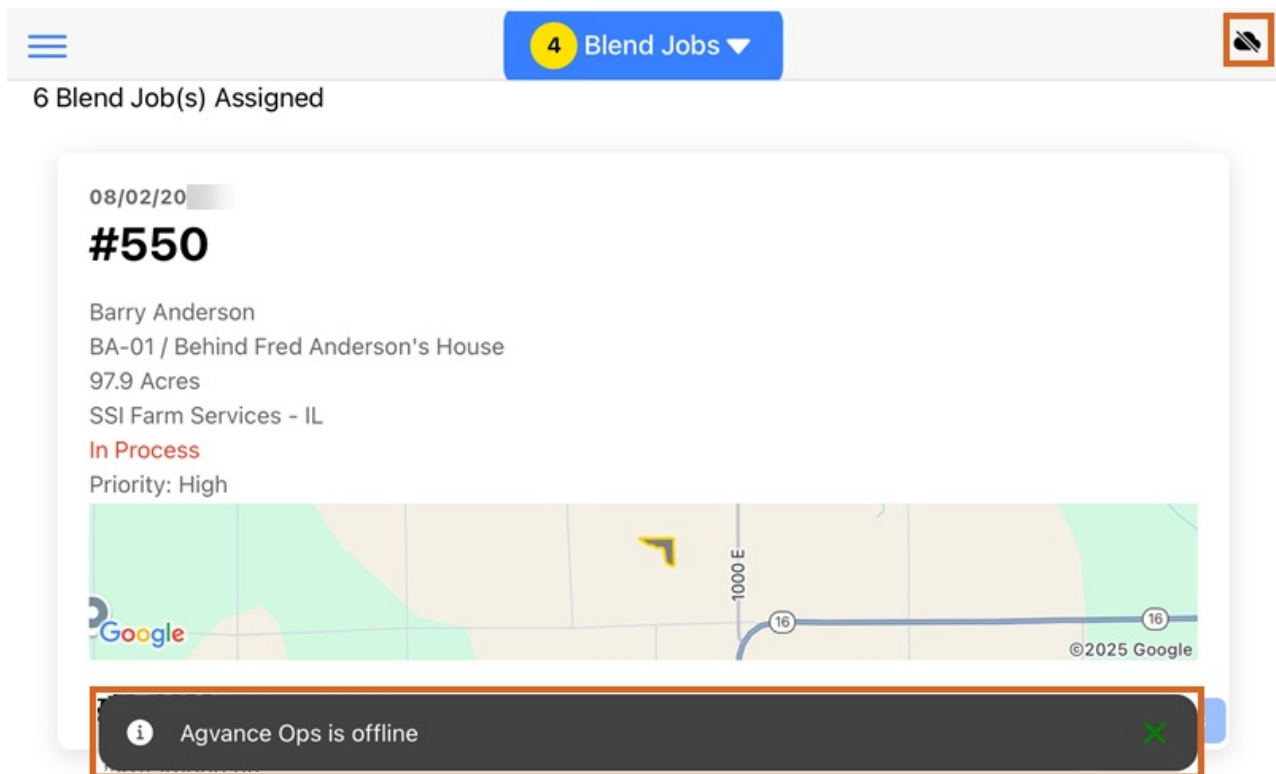
Offline Mode - Agvance Ops

Last Modified on 06/10/2025 7:40 am CDT

Agvance Ops normally shows a cloud icon in the upper right indicating an established internet connection.



When Agvance Ops is experiencing low to no connectivity, the icon changes and a message displays at the bottom of the screen.

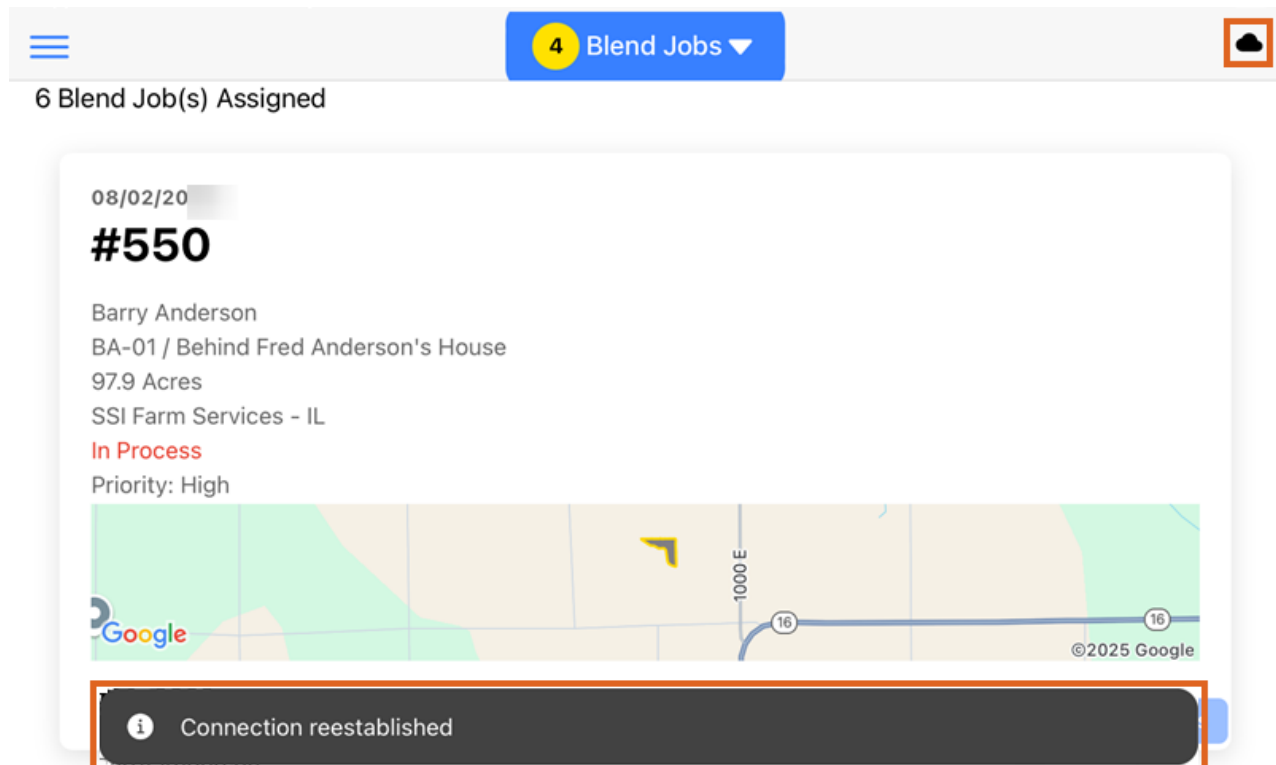


Assigned job information is automatically saved upon opening the app. When Agvance Ops is offline:

- Blend and Delivery Jobs can still be viewed if the information has been retrieved while online.
 - Any information that has not been saved will cause buttons to be disabled/grayed out, preventing access.

- Start/Postpone/Complete Jobs, Directions, and Messages are not available while the device does not have connection. Historical location data will not be captured.
- Ticket information can be updated and saved locally to be submitted by the user when device connection is reestablished.
 - Job acres, original Products' rates/totals, and Conditions can be saved on each job while offline. Changes to acres/totals will trigger Product recalculations.
 - Adding new Products is not available while offline.

Once device connection is reestablished, the cloud icon will update to indicate the successful connection status, and a message will display at the bottom of the screen.



After device connection has been reestablished, any completed jobs can be submitted with the locally saved information. Jobs can also be started/completed that was completed while offline. Special consideration should be given during this process for Condition results.

When starting a job that was completed in *Offline* mode:

- Selecting **Start Job** will set the job to *In Process* and leave all Condition results in their current state.
- Selecting **Start Job and Capture Conditions** will set the job to *In Process* as well as update/overwrite *Date Applied*, *Start Time*, and starting weather conditions that may have already been manually captured when the job was completed while offline.

When completing a job that was completed in *Offline* mode:

- Selecting **Review Conditions** gives the ability to view and accept the Conditions while leaving all Condition results in their current state.
- Selecting **Capture and Review Completed Conditions** will update/overwrite End Time and ending weather conditions.

While in Offline mode:

If *Start of Job* and *End of Job* Conditions are being recorded by the user, it is advised to manually enter these Conditions while working and then selecting **Start Job** and **Review Conditions** once the device regains connection to maintain accurate data.