

# General Tab in Company Settings - SKY Dispatch

Last Modified on 03/22/2024 10:33 am CDT

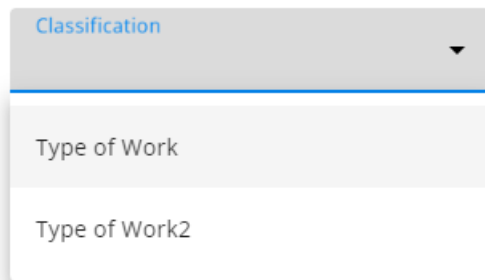
## Type of Work Classification

Choose which Department Classification to use for Types of Work used in SKY Dispatch.

**Note:** Only one Classification can be selected at a time.

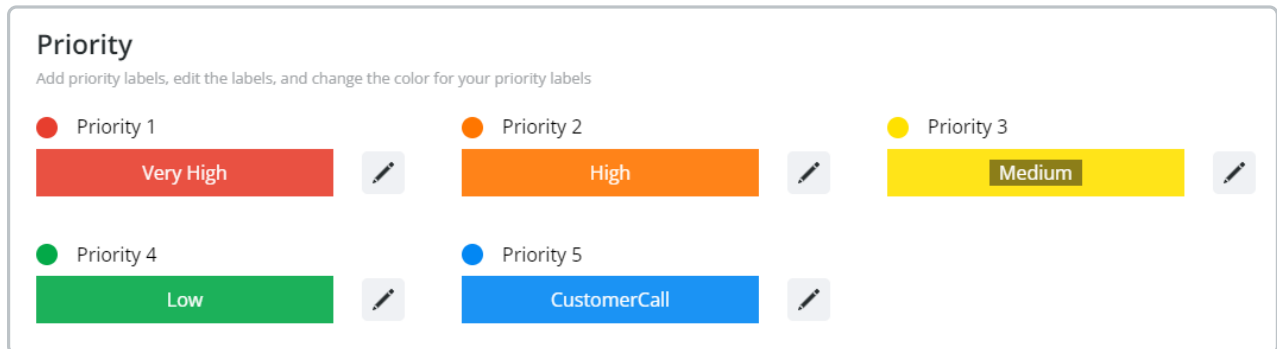
## Type of Work Classification

Add Type of Work Classification



## Priority

Add, edit, or change the color for Priority labels. Selecting the **Pencil** icon displays the *Edit* window. The priority label must be 6-30 characters long. Select the color for the priority from a pre-defined list of colors.



The Priority will be reflected on the jobs in the *Priority* column.

	↑ Ticket N...	Priority ↑
<input type="checkbox"/>	<input type="text" value="Filter"/>	<input type="text" value="Filter"/>
<input type="checkbox"/>	#12000060	Low

# Map

Change the color of different features displaying on the map:

- Selected Jobs
- Crop Chemistry
- Selected Applicator
- Assigned Jobs
- Driftwatch
- Unassigned Jobs
- Non-Field Features

### Map


Change the color of different features that show on the map

Selected Jobs	 	Assigned Jobs	 	Unassigned Jobs	 
Crop Chemistry	 	Driftwatch	 	Non-Field Features	 
Selected Applicator	 				

Select the **Pencil** icon to see a preview of the feature on the map and to change the color.









### Edit color

Preview



©2023 Google

Google ©2023 Airbus, Landsat / Copernicus, Maxar Technologies

Cancel Save Changes