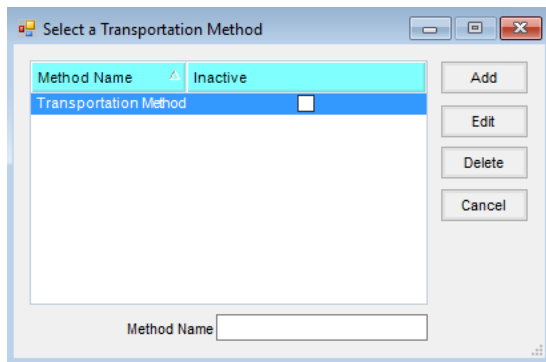


Transportation Method Setup

Last Modified on 05/27/2026 10:15 am CDT

Transportation Methods can be managed in Grain at *Setup / Transportation Method*. These methods can then be selected for Purchase Contracts, Sales Contracts, and Shipments.

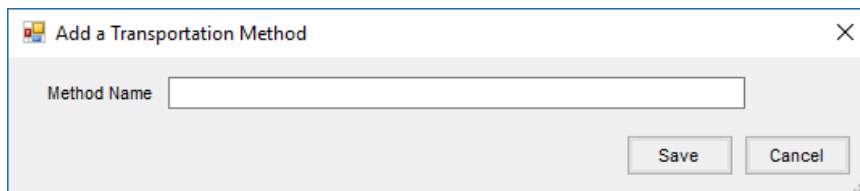
To require the Transportation Method, navigate to *Setup / Preferences* and choose the *Location Preferences* tab. When the options there are checked, the method of transportation is required in order to save a Purchase Contract, Sales Contract, and/or Shipment. For more information on requiring the Transportation Method, see [Grain Preferences](#).



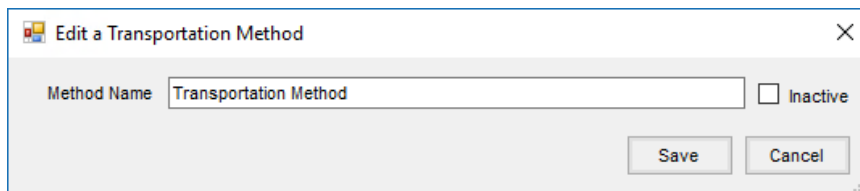
From the *Select a Transportation Method* window, **Add**, **Edit**, or **Delete** Transportation Methods. Additionally, Transportation Methods can be marked as *Inactive*.

Note: Those marked as *Inactive* cannot be used on new transactions. However, they will remain on any transactions saved prior to inactivating that method.


Selecting **Add** opens the *Add a Transportation Method* window. Enter the *Method Name* and select **Save**.



Choosing **Edit** gives the option to update the *Method Name* as well as select the *Inactive* checkbox.



Delete opens a window with the *Method Name* and *Inactive* checkbox grayed out to ensure the appropriate method is being deleted. Select **Delete** to confirm.

 Delete a Transportation Method ✕

Method Name Inactive

...