

# Grower360 Resources

Last Modified on 08/10/2023 10:10 am CDT

Attachments and Documents made visible to Grower360 from SKY Customer are available on the *Resources* tab. The Grower Summary report from Agvance can also be sent to the *Resources* area in Grower360.

For details on sending this report from Agvance, see the Grower Summary section of [Planning Reports](#).

**Note:** Sending the Grower Summary Report to Grower360 is only available in Agvance version 7.0.21280 or higher.

## Customer

When the Leaf icon is filled in with **black**, this means the document is ALWAYS visible to the Grower. The only way to keep the Grower from seeing this document is to delete the file. If filled in with **blue**, the document can optionally be shared with the Grower. Selecting the icon gives the option to show/hide the document in Grower360. Once hidden, the icon will be an outline rather than filled in to indicate it is no longer being displayed in Grower360.

Choose the **Ellipsis** to **View Attachment** or **Delete Attachment**.

Tommy Tester

Overview Activity **Attachments** Documents Statements

File Name	Category	Subcategory	Comments
Grower360 Attachment.docx	—	—	—

Tommy Tester

Overview Activity Attachments **Documents** Statements






File Name	Date	Comments
Grower Summary Report	07/27/2022	Grower Summary
Document.docx	08/04/2023	—

## Grower360

To see the document/attachment, select the **Ellipsis** and choose **View Attachment**.

## Resources

### Documents

	File Name Grower Summary Report	Date 07/27/2022	Category —	Subcategory —	Comments Grower Summary	
	File Name Grower360 Attachment.docx	Date —	Category —	Subcategory —	Comments —	
	File Name Document.docx	Date 08/04/2023	Category —	Subcategory —	Comments —	