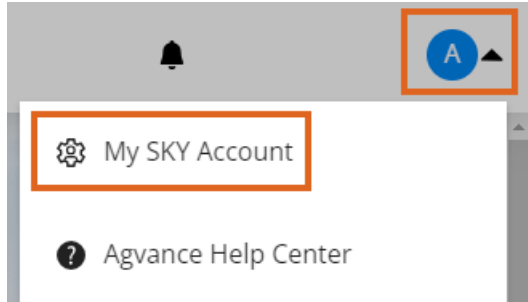


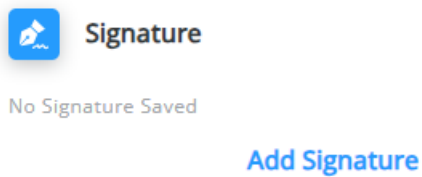
Signature in SKY

Last Modified on 05/07/2025 9:04 am CDT

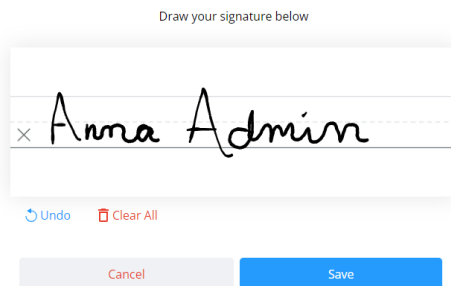
A signature can be set up by selecting the User drop-down and choosing *My SKY Account*.



1. Select **Add Signature** to draw a signature using either a mouse or finger.



2. Choose **Save** when done.



3. The signature will display on the *Signature* card once saved. Optionally remove or edit the signature if needed.

