

Plans - SKY Customer

Last Modified on 03/18/2025 8:48 am CDT

In Agvance, Plans are used to generate nutrient recommendations, to create Field Plans using specific products, rates and prices or to create a quick Sales Order by Customer or Field.

Overview

A listing of all Plans for the selected customer is displayed. Search for Plans by *Plan Name*, *Plan ID*, *Zone*, *Date*, *Acres*, or *Crop*. Full or partial dates can be searched. Choose the **Ellipsis** on the search bar to change the *List View Mode* to *Field* or *Product*. (These options are only available when *Selection* is *OFF*.)

Plan Name	Plan ID	Zone	Date	Acres	Crop	Crop Chem	Share	G360 Visible	Status	Converted to
Spring Fertility Program	A	All	10/24/2023	66.2	Corn	--	\$5,290.52	No	Offered	Blend >
Preplant Chemical Program	B	All	10/24/2023	66.2	--	--	\$909.35	No	Offered	Booking >
Plan A	C	All	03/29/2024	97.98	--	--	\$651.78	No	Offered	--
Plan A	D	All	04/02/2024	97.98	Corn	--	\$7,389.12	No	Offered	--
spring fertilizer	E	All	08/01/2023	97.98	Corn	--	\$1,959.61	No	Offered	--

The *Converted to* column indicates if the Plan has been converted to a Blend or Booking. Select the *Converted to* label to see the Blend Tickets or Bookings converted from the Plan. Choosing the radio button for the row gives the option to **View Ticket**.

Ticket#	Ticket Date	User	Status	Comment
465	7/19/24	KB	Invoiced	Corn NH3

Ticket #	Field	Field Name	Blend Name	Ticket Date	Loaded Date	Crop	User	Status
465	East	Barrys East of Waterway	Corn NH3	07/19/2024	08/05/2024	Corn	KB	Invoiced

Use the **Filter** icon to narrow down the list of Plans.

The image shows a vertical list of configuration sections for a plan. Each section has a title and an expand/collapse icon (a small triangle). The sections are: 'General' with a sub-section 'Crop(s)'; 'Date Range' with 'Start Date' and 'End Date' fields, each with a calendar icon and a placeholder 'MM/DD/YYYY'; 'Status' with two toggle switches for 'Offered' and 'Approved'; 'Location' with a sub-section 'Location(s)'; and 'Usage' with a sub-section 'Converted to' containing two toggle switches for 'Booking' and 'Blend'.

Choosing the **Expand** icon shows and hides additional Plan information.

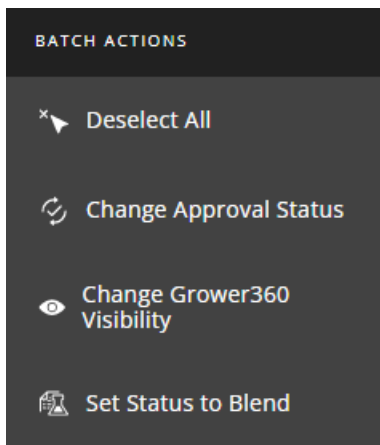
When using both SKY Customer and SKY Order, Blend Tickets can be generated from Plans by selecting the **Ellipsis** to the right of the Plan and choosing *Set Status to Blend*. When this option is selected, a credit check and permit check runs for all Customers on the Plan. Once the Blend Ticket is successfully created, it can be viewed from the *Blends* tab.

Other options under an individual Plan's Ellipsis include *Edit Plan*, *View Plan*, *View PDF*, or *Download PDF*. Choose *Delete* to permanently remove that Plan. Once deleted, the Plan cannot be recovered.

Selecting *Edit Plan* will navigate to that Plan in SKY Order. For more information on editing Plans, see [here](#).

Turn the *Selection* mode to *ON* in the search bar to turn on the capability to select single or multiple Plans. Mark the checkbox for specific Plans or choose **Select All** from the search bar **Ellipsis** to batch edit.

Once Plans are selected, choose the **Ellipsis** on the search bar again to *Change Approval Status*, *Change Grower 360 Visibility*, or *Set Status to Blend*.



Upon choosing *Set Status to Blend*, SKY Order opens to complete the process. The *Converting Plans* window below opens to show progress. Once this is finished, SKY Customer reopens.

Converting Plans

BA-01 | spring fertilizer

- ✔ Permit checking complete.
- ✔ Credit checking for Barry Anderson complete.
- ✔ Credit checking for Bob Cowgill complete.
- ✔ Blend ticket #262 for BA-01 Behind Fred Anderson's House created.


BA-01 | Plan A


- ✔ Permit checking complete.
- ✔ Credit checking for Barry Anderson complete.
- ✔ Credit checking for Bob Cowgill complete.
- ✔ Blend ticket #263 for BA-01 Behind Fred Anderson's House created.


Close

View Plan

View Plans in SKY Customer by selecting the *Plan Name* or by choosing the **Ellipsis** for the Plan and selecting **View Plan**.


 Set Status to Blend

 Edit Plan

 View Plan

 View PDF


 Download PDF


 Delete


Information for the Plan will display. Selecting the **Ellipsis** gives the option to **Delete** the Plan.



Dry Fert ...
Ordered Date: 06/29/2023

Order Details ▲

 Offered

 Not visible in Grower 360

Field	Area	Price (\$ per acre)
 BA-01 Behind Fred Anderson's House	97.98 Acres	\$15.57

 Customer Barry Anderson	S1 50.000%	S2 60.000%	S3 100.000%	Lock Prices Not Quoted	Customer Share \$958.80
 Customer Bob Cowgill	S1 50.000%	S2 40.000%	S3 0.000%	Lock Prices Quoted	Customer Share \$566.88

Total Price For Ticket \$1,525.68

View splits under the *Product Details* section.

Product Details



Pricing



Product Name
Urea (46-0-0) ⓘ

Total Quantity
1,300.000 Lbs

Total Price
\$390.00

[Hide Splits](#)



Field
BA-01 Behind Fred Anderson's House

Customer
Barry Anderson

S1
50.000%

Customer Quantity
650.000 Lbs

Price / Unit
\$600.00 / Tons

Customer Share
\$195.00

Customer
Bob Cowgill

S1
50.000%

Customer Quantity
650.000 Lbs

Price / Unit
\$600.00 / Tons

Customer Share
\$195.00



Product Name
Dap (18-46-00) ⓘ

Total Quantity
2,130.000 Lbs

Total Price
\$438.12

[Show Splits](#)